

# QuickSee *Free Pro*

## KERATOMETRY

Cutting-edge autorefraction  
and keratometry in your hand



### Accurate

Results compare strongly with  
subjective refraction



### Fast

Accurate measurements in 10 seconds



### Easy to use

Modern and intuitive design



QuickSee Free Pro's combination of the open view design, wavefront aberrometry, and dynamic measurements produces clinically accurate autorefraction and keratometry measurements, in a durable handheld format suitable for use in your practice and in the field.

The patented PlenOptika Wavefront Refraction Engine™ performs continuous data analysis, making QuickSee Free Pro as accurate as the high-end clinical desktop autorefractors and

demonstrating excellent agreement with subjective refraction.


QuickSee Free Pro's technology has been clinically-evaluated in five IRB-based studies and documented in seven peer-reviewed publications and conference abstracts. QuickSee Free has FDA Class I 510(k) exempt medical device registration.




**QuickSee Free Pro's design and UI  
are modern and friendly**

# QuickSee *Free Pro*

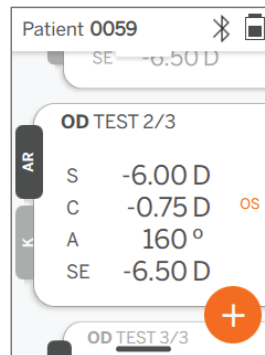
## KERATOMETRY



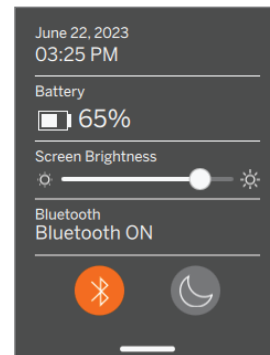
Video view for fast camera-aided alignment



Dynamic measurements captured in less than 10 seconds



>10,000 results storage;  
Bluetooth printer compatible  
and data exportable through  
Companion app



Intuitive, modern interface  
design in 15 languages

## Technical specifications

### Autorefractor

<b>Pupil size</b>	2 to 8 mm
<b>Intended patient population</b>	>= 3 years
<b>Accommodation control</b>	Open view, Fogging lens (optional)
<b>Cycloplegia requirement</b>	None
<b>Contact lens wearers (excluding multifocal lenses)</b>	Over-refraction compatible
<b>Dilation Requirement</b>	None
<b>Illumination requirements</b>	None
<b>Acquisition time</b>	10 seconds
<b>Spherical Range</b>	-12D to +10D, increments of 0.01D, 0.125D, 0.25D
<b>Cylindrical Range</b>	-8D to +8D, increments of 0.01D, 0.125D, 0.25D
<b>Axial range</b>	0–180°, increments of 1°, 5°, 10°
<b>Base Technology</b>	Wavefront aberrometry

### Keratometer

<b>Radius of curvature</b>	5 to 12 mm in 0.01 mm increments
<b>Corneal astigmatism</b>	0 D to +/- 8 D (R 5 to 12mm)
<b>Center</b>	Diameter 3.2 mm at Radius of curvature 8 mm

## General specifications

<b>Display properties</b>	2.4-inch LCD, capacitive touch screen, readable outdoors, true color (65,536 colors)
<b>Charger properties</b>	USB-C medical grade wall adapter, AC 100 to 240V, 50/60 Hz
<b>Battery</b>	6 hours continuous use +/- 1 hour (10,000 mAh Li-ion); 5 hours charge time; IEC 62133-2:2017 certified
<b>Calibration</b>	Factory calibrated; no field calibration needed
<b>Measurement capacity</b>	Measurement storage capacity: > 10,000 measurements
<b>Regulatory classification (medical device)</b>	Class I FDA (USA), Class IIa Product CE, MDR Compliant, Class IIa, UKCA, MDR 2002 Compliant
<b>Laser safety</b>	Class 1, IEC 60825-1:2014 certified
<b>Weight</b>	< 750 grams / 1.65 lbs
<b>Dimensions</b>	30 cm (H) x 5.5 cm (W), 18 cm (L)



**QuickSee Companion App**  
for results download, available for  
Android and Windows OS



**Bluetooth printer included**  
pre-paired with QuickSee Free  
Pro for easy results printing



PlenOptika Europe, S.L.U.  
Parque Científico de Madrid  
Calle Faraday 7, #2.06  
Madrid, 28049 Spain

plenoptika.com  
@plenoptika LinkedIn / Instagram / Facebook